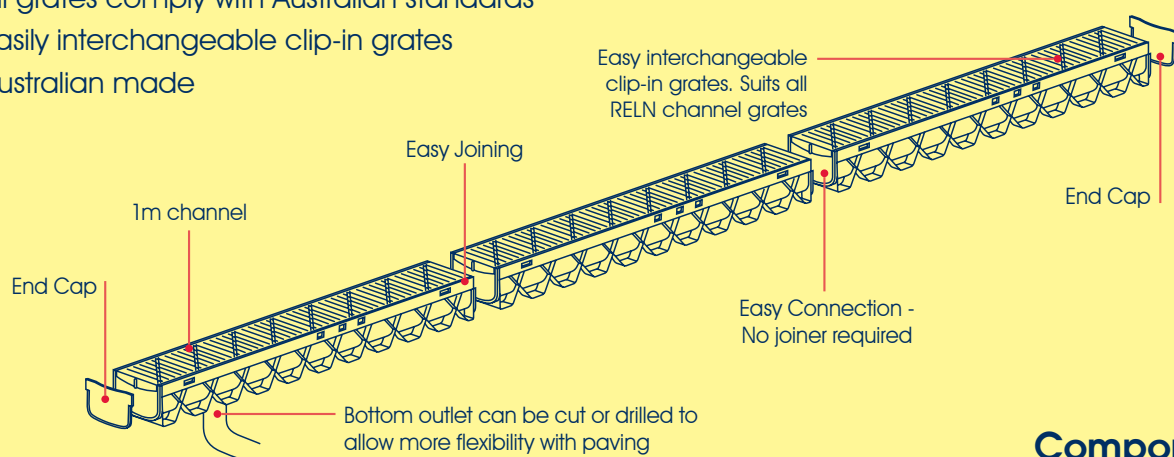


RELN  
Storm  
MATE™

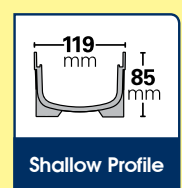
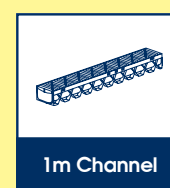


## D.I.Y. Straight Line Drainage

- Ideal for paths, driveways & small spaces (e.g. balconies)
- Designed to withstand 5 tonne vehicle weight when correctly installed
- All grates comply with Australian standards
- Easily interchangeable clip-in grates
- Australian made



### Components:

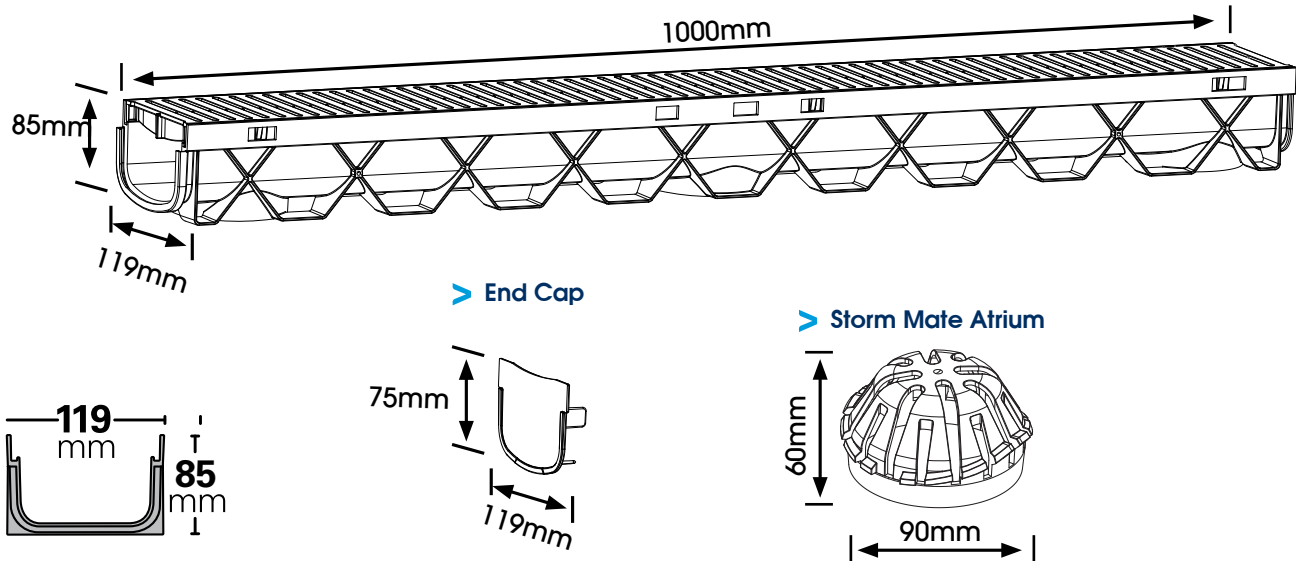




## Storm Mate - D.I.Y. Straight Line Drainage

RELN Storm Mate is our straight line drainage solution perfect for paths, driveways and smaller spaces such as ideals, because it's lightweight, durable and UV stabilised. The interchangeable clip in grates, hold-down feet and pipe cut-outs make it a breeze to install, whether you are a DIYer or pro.

### > Storm Mate (119 x 75mm) D.I.Y. Straight Line Drainage



- Ideal for paths, driveways and small spaces (e.g. balconies)
- Designed to withstand 5 tonne vehicle weight when correctly installed
- Tough, durable and lightweight UV stabilised recycled plastic
- Australian Made
- Hold down feet to stop floatation during pouring of concrete
- Available in all RELN grates
- Easily interchangeable clip in grates
- Bottom outlet can be cut or drilled to fit 90mm PVC stormwater pipe
- Storm Mate Garage Pack and Enviro Pack available

**Grate Options:** (11.3cm x 2.5cm x 1m): Plastic in Black, Sandstone, Terracotta, Portland Grey and Heritage Green. Black Heel Guard Plastic, Architectural, Stainless Steel, Galvanised Steel and Civil Ductile Iron.

**Range:** 1m Channel, Atrium Leaf Guard, End Cap, Stretch Drain Adapter, Garage Pack, Enviro Pack

**Accessories:** Hang Pad and Flyer available

### > Frequently Asked Questions

#### Q1. What is the best grate for slow moving, heavy, commercial vehicles?

A. Storm Mate and Storm Drain can both be fitted with RELN's Ductile Iron Civil grate which has a Class C wheel loading when installed correctly. Storm Master has its own industrial strength Galvanised Steel Class B grate available in traditional and heel guard variations.

#### Q2. What is the best grate for pedestrian areas?

A. Storm Mate and Storm Drain can both be fitted with RELN's Heel Guard plastic grate or RELN's 316 Stainless Steel Architectural grate. Both have a residential wheel loading when installed correctly up to 1.5 Tonne. Storm Master has its own

Galvanised Steel Heel Guard Anti-Slip grate with a Class C wheel loading when installed correctly.

#### Q3. Can I use the same grate on Storm Mate and Storm Drain?

A. All our grates for Storm Mate, Storm Drain, Rain Mate, Rain Drain and Rain Drain Trade are interchangeable and fit each channel perfectly. Simply click grate into channel! Storm Master and Polymer Concrete channel have their own grate ranges.



1m Channels complete with Gate / 1m Channel / Storm Mate Gates Only / Storm Mate End Cap

**Storm Mate - 1m complete with Black Plastic Gate**

Product Code: 002989

Weight: 2.8kg

Load Rating:  
5 Tonne in Concrete



**Storm Mate - 1m complete with Black Heel Guard Gate**

Product Code: 002999

Weight: 1.9kg

Load Rating:  
5 Tonne in Concrete



**Storm Mate - 1m complete with Stainless Steel Gate**

Product Code: 002988

Weight: 2.7kg

Load Rating:  
5 Tonne in Concrete



**Storm Mate - 1m complete with Galvanised Gate**

Product Code: 002998

Weight: 2.9kg

Load Rating:  
5 Tonne in Concrete



**Storm Mate - 1m complete with 316 Architectural Gate**

Product Code: 002880

Weight: 3.7kg

Load Rating:  
5 Tonne in Concrete



**Storm Mate - 1m Channel Only**

Product Code: 002992

Weight: 1.2kg

Must be installed with grate



**Storm Mate - Atrium Leaf Guard**

Product Code: 000535

Weight: 0.02kg



**Storm Mate - End Cap**

Product Code: 002995

Weight: 0.02kg





Storm Mate Grate Only

**1m - Black Plastic Grate Only**



**Product Code:** 002079

**Weight:** 1.6kg

**Load Rating:**  
5 Tonne in Concrete



Perfect for paths, driveways and gardens

**1m - Black Heel Guard Plastic Grate Only**



**Product Code:** 002071

**Weight:** 0.7kg

**Load Rating:**  
5 Tonne in Concrete



Perfect for pedestrian areas

**1m - Stainless Steel Grate Only**



**Product Code:** 002090

**Weight:** 1.5kg

**Load Rating:**  
5 Tonne in Concrete



Durability and appearance with 304 Stainless Steel

**1m - Galvanised Steel Grate Only**



**Product Code:** 002089

**Weight:** 1.7kg

**Load Rating:**  
5 Tonne in Concrete



Hard wearing heavy duty galvanised steel grate

**1m - 316 Architectural Grate complete with Surround Only**



**Product Code:** 003227

**Weight:** 2.5kg

**Load Rating:**  
5 Tonne in Concrete



Perfect finish for high end pedestrian applications

**500mm - Ductile Iron Grate Only - Class C - Civil**



**Product Code:** 002091

**Weight:** 2.4kg

**Load Rating:**  
**CLASS C**  
5000kg Heavy Duty



Perfect for commercial applications with slow moving heavy vehicles

**1m - Sandstone Plastic Grate Only**



**Product Code:** 002095

**Weight:** 1.7kg

**Load Rating:**  
5 Tonne in Concrete



Perfect for paths, driveways and gardens

**1m - Portland Grey Plastic Grate Only**



**Product Code:** 001203

**Weight:** 1.7kg

**Load Rating:**  
5 Tonne in Concrete



Perfect for paths, driveways and gardens



**1m - Terracotta Plastic Grate Only**



**Product Code:** 002093

**Weight:** 1.7kg

**Load Rating:**  
5 Tonne in Concrete



Perfect for paths, driveways and gardens

9 319022 020936

**1m - Heritage Green Plastic Grate Only**



**Product Code:** 002086

**Weight:** 1.7kg

**Load Rating:**  
5 Tonne in Concrete



Perfect for paths, driveways and gardens

9 319022 020868

**Storm Mate - Garage Pack complete with 3x 1m Channel Black Heel Guard Grate, 2x End Caps**



**Product Code:** 002997

**Weight:** 4.7kg

**Load Rating:**  
5 Tonne in Concrete



9 319022 029977

**Storm Mate - Enviro Pack complete with 3x 1m Channel Black Heel Guard Grate, 1x Leaf Guard, 2x End Caps, 1x 6M Stretch Drain Slotted w/ sock, 1x Stretch Drain Bottom Outlet**



**Product Code:** 000016

**Weight:** 6.85kg

**Load Rating:**  
5 Tonne in Concrete



9 319022 000167

**Concrete Tape 50m**



**Product Code:** 000069

**Weight:** 0.5kg

**Features & Benefits:**  
Protect your grate when pouring concrete  
Easily removable



9 319022 000693

**Concrete Tape 9m**



**Product Code:** 000070

**Weight:** 0.12kg

**Features & Benefits:**  
Protect your grate when pouring concrete  
Easily removable



9 319022 000709

**Storm Mate - Storm Drain - 90mm Stretch Drain Adapter**



**Product Code:** 000533

**Weight:** 0.03kg




9 319022 005339





# DIY Drainage Planner

## Design your own drainage system



Component	Qty	<input checked="" type="checkbox"/>		Qty	<input checked="" type="checkbox"/>
Storm Mate™ 1m Channel			Storm Mate™ End Cap		

### Installation Instructions for Storm Mate™



#### 1. Dig the trench

Form trench for Reln Storm Mate™ System allowing for a 50mm bed of packed sand and wide enough for a minimum of 100mm backfill of concrete on each side. Allow slope of approximately 30cm to every 20m.



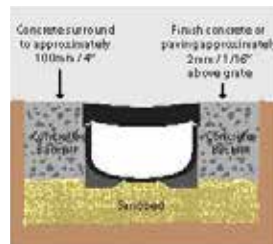
#### 2. Lay Out

Lay Storm Mate™ Channel out, End Cap and pipe fitted prior to concreting. Storm Mate™ Channel can be cut to length with a hacksaw, install with grate fitted.



#### 3. Join

Joins, End Caps and pipe connections may be sealed with silicone. Use End Cap at each end. Connect the low end of the Storm Mate™ to 90mm PVC pipe using Bottom Outlet, to allow water to clear. Bottom Outlet can be cut out with a knife.



#### 4. Pour Concrete and Finish

Protect grate with masking tape during concrete pour. Top of grate must be 2mm below concrete or paver surface. Allow 72 hours for concrete to cure before vehicle use or removal of grates.

100% Recycled Plastic